

Oral History Publication Consent Protocol

In PCI's CRM, right after the story is recorded, the PCI story guide must answer the following set of questions. He or she cannot advance within the CRM until they have reviewed the consent options with the interviewee.

Did the constituent provide a story on the call?

☒ Yes ☐ No



Thank you for sharing those memories with me! SigEp would love to be able to use your recorded audio as part of finding new ways to showcase their Members, achievements, and legacy. Would that be OK?

☒ Yes ☐ No



And, may we also use your story and audio in the creation and promotion of the Oral History Project?

Printed Story: ☒ Yes ☐ No

Audio: ☒ Yes ☐ No

Rate the constituent's story, on a scale of 1 to 5 stars (5 stars being the best)



How do I rate this story?

Content Issues

☐ Caller used profanity

☐ Caller had objectionable content

How do I determine if there is objectionable content in this interview?

Oral History Publication Consent Protocol

You will notice that we obtain consent for the school/organization to use the story, and we separately ask for consent for the usage of the story in the creation and promotion of the publication. These are very deliberately two separate consents.

Sometime after the story is given, the constituent will receive an email with a link to the MyUpdate site. This site restates their consent options and gives them the right to change these options up until the deadline, which is also in the MyUpdate site.

You can access your audible story and change the sharing options listed below at any point, up until 8/26/2022, when story collection is done and we will begin production of the 2023 Sigma Phi Epsilon Fraternity Oral History Project.

To save a copy of your audible story to your computer, please use the download icon button found in the audio player below.

If you wish to make your audible story unavailable, use the delete icon button below. Please note that if you delete your story, it will be permanently archived from our system and no longer accessible.

Do we have your permission to use your content in the creation and promotion of the "2023 Sigma Phi Epsilon Fraternity Oral History Project" for Members of Sigma Phi Epsilon Fraternity? You acknowledge and understand that Sigma Phi Epsilon Fraternity retains the final editorial rights in your story or any content that you provide (including revisions to the content and the right to determine whether or not such content is published).

☒ Yes ☐ No

Does Sigma Phi Epsilon Fraternity have your permission to use your content as a way to showcase the achievements of their Members?

☒ Yes ☐ No

Oral History Publication Consent Protocol

Explicit consent for photo usage is given when an alumnus/member provides a photo for the publication.


[Intro](#) [My Story](#) [My Photo](#) [Order](#)


Follow the instructions below to submit 1 photo, with caption, to be published as part of the 2023 VFW, Department of Illinois Oral History Project.


i Deadline for photo submission is September 16, 2022.

i By providing your photo(s), you are providing your explicit consent and will allow VFW, Department of Illinois and its 3rd party vendors to use your photo(s) in any marketing materials or publications. You represent and warrant that you own or have any necessary licenses or rights, title or interest and all other proprietary or intellectual property rights to permit and allow VFW, Department of Illinois and its 3rd party vendors the right to use your photo(s). You further represent and warrant that you have the consent of any other person(s) depicted in the photo(s), or the consent of the parent or guardians of any minors. You will agree to indemnify, defend and hold harmless VFW, Department of Illinois and its 3rd party vendors from any damages, losses, claims or actions related to the use of your photo(s) or a breach of these representations and warranties. If you do not have the proper authority or ownership rights, please do not provide the photo(s).

i Instructions on how to upload your photos via this site or mail photos to us are included below.


UPLOAD


SCAN


MAIL

[ADD PHOTO](#)